

Senior Auxiliary Percussion

Student Name: _____

Auxiliary Percussion
Subtotal Score:

(Circle only ONE number per category)

(2pts) Consistently (1pt) Sometimes (N) Rarely or not demonstrated

Adj. Initials _____

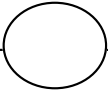
Secondary Percussion Solo

Student will only perform
two (2) of the non-primary percussion solo excerpts.

Adjudicator should X-out the student's primary unused category.

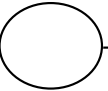
SNARE The student demonstrates:

- 2 1 N performance of correct rhythms as written
- 2 1 N use of an appropriate grip; fingers are placed on the sticks to ensure proper performance technique
- 2 1 N the appropriate rudimental execution when required
- 2 1 N evenness in rolls, sustaining sound with evenly spaced strokes
- 2 1 N proper sticking; appropriate use of left/right hand in relation to rhythmic figures
- 2 1 N utilizes the proper striking position on the snare head
- 2 1 N appropriate execution of dynamics and articulations (when applicable)



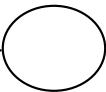
TIMPANI The student demonstrates:

- 2 1 N performance of correct pitches as written; (appropriate tuning)
- 2 1 N performance of correct rhythms as written
- 2 1 N proper stroke - the manner in which the sound is produced is clear and controlled through the use of an appropriate grip and correct striking placement on the drum head
- 2 1 N smooth control when switching between drums
- 2 1 N proper dampening; stopping sound cleanly & effectively
- 2 1 N appropriate mallet choice; matching style of music
- 2 1 N appropriate execution of dynamics and articulations (when applicable)



MALLETS The student demonstrates:

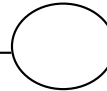
- 2 1 N performance of correct pitches as written
- 2 1 N performance of correct rhythms as written
- 2 1 N appropriate mallet choice; matching style of music
- 2 1 N proper sticking; appropriate use of left/right hand in relation to rhythmic figures
- 2 1 N proper stroke for a clear sound
- 2 1 N striking the bars in the appropriate area on the instrument
- 2 1 N appropriate execution of dynamics and articulations (when applicable)



Auxiliary Percussion Solo

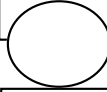
TRIANGLE The student demonstrates:

- 2 1 N appropriate hand position when holding the triangle
- 2 1 N appropriate method of striking and rolling on the triangle
- 2 1 N proper dampening technique on the triangle
- 2 1 N performance of correct rhythms as written
- 2 1 N appropriate execution of dynamics and articulations



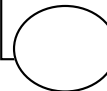
BASS DRUM The student demonstrates:

- 2 1 N proper BD mallet technique for single strokes and rolls
- 2 1 N proper dampening technique on the bass drum when needed
- 2 1 N proper striking position on the bass drum head
- 2 1 N performance of correct rhythms as written
- 2 1 N appropriate execution of dynamics and articulations



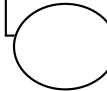
CRASH CYMBAL The student demonstrates:

- 2 1 N proper dampening technique on the crash cymbals
- 2 1 N produces a clean sound when allowing cymbals to ring (chokes the sound only when marked)
- 2 1 N performance of correct rhythms as written
- 2 1 N appropriate execution of dynamics and articulations
- 2 1 N proper technique for holding the crash cymbals



TAMBOURINE The student demonstrates:

- 2 1 N proficient technique of tambourine thumb rolls and shake rolls when required
- 2 1 N the appropriate tambourine technique at all dynamic levels
- 2 1 N appropriate technique for the performance of rapid articulated passages on the tambourine
- 2 1 N the performance of correct rhythms as written
- 2 1 N appropriate execution of dynamics and articulations



E. OVERALL PERFORMANCE SKILLS

- 2 1 N does not create any extraneous sounds when moving from one instrument to another; when placing down or picking up mallets or auxiliary instruments
- 2 1 N tempo is accurate and consistent with the printed tempo marking(s)

